


# Seriya 5700-les

VILLES

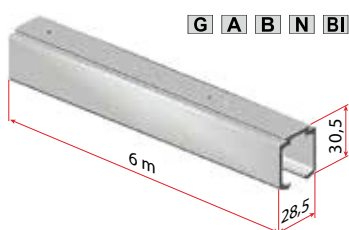
Stavbni drsni sistemi  
/ Drsni sistemi za prehode



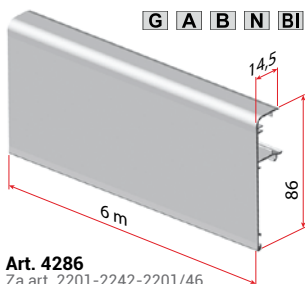
## Pomembno

Sinhroniziran teleskopski sistem za dvojna drsna vrata + možnost fiksnega panela


Sinhroniziran teleskopski sistem za lesena vrata



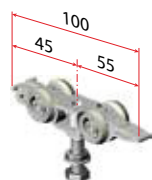
Art. 2201 40/160Kg



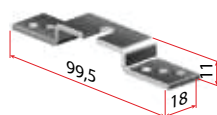
Art. 4286  
Za art. 2201-2242-2201/46



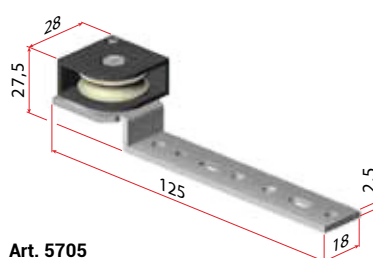
Art. 2437/8R/H/40 150Kg



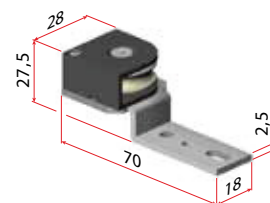
Art. 2434/40 130Kg



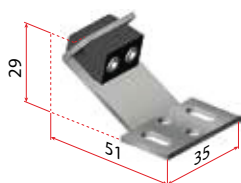
Art. 2213



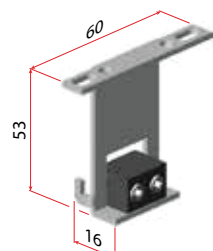
Art. 5705



Art. 5706




Art. 5704




Art. 5703



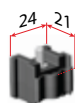
Art. 5708  
Za dvojna vrata do dolžine 2m



Art. 2207/8R



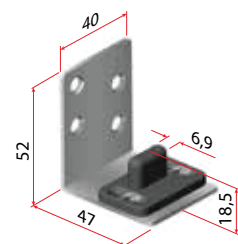
Art. 2207/F



Art. 2467



Art. 2090

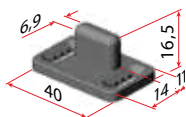


Art. 2247

# Seriya 5700-les

VILLES

Stavbni drsni sistemi  
/ Drsni sistemi za prehode



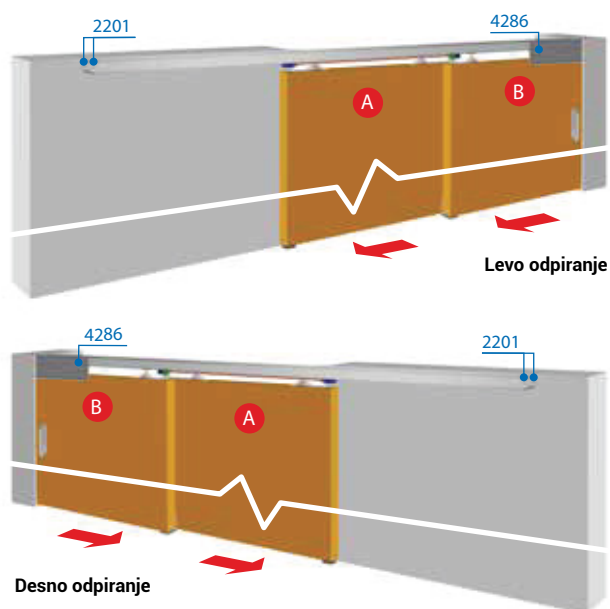
Art. 2206/R



Art. 3308

## Tehnične informacije


### Konfiguracija za levo ali desno odpiranje



5705 (Levo odpiranje)



5706 (Levo odpiranje)



5705 (Desno odpiranje)



5706 (Desno odpiranje)



### Opozorilo!

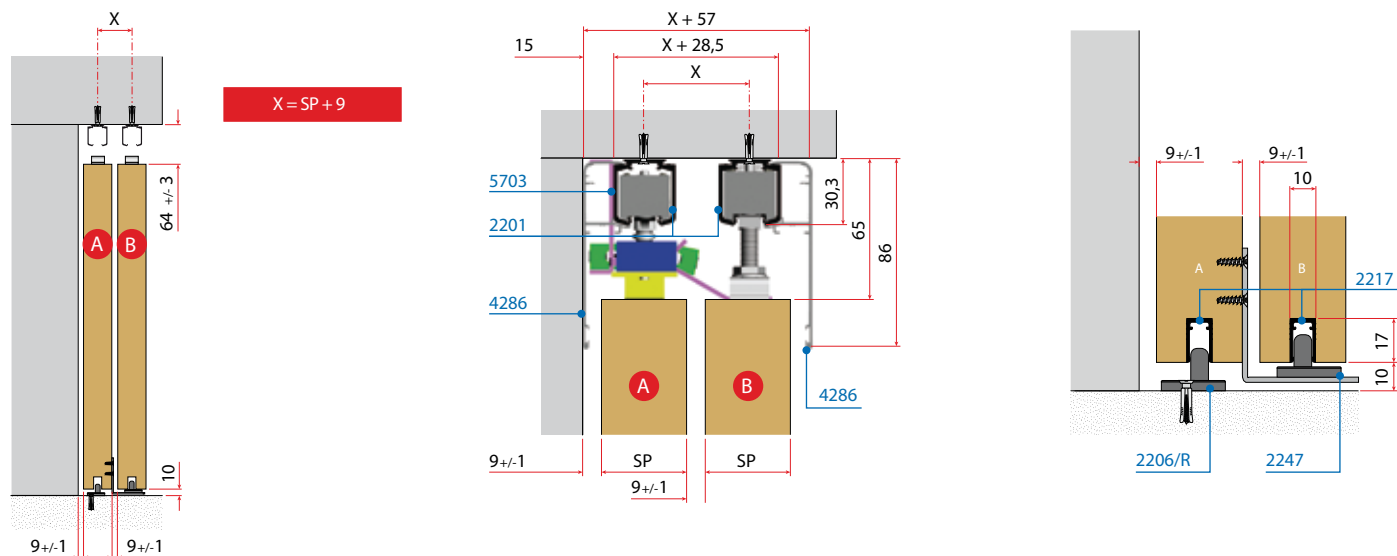
Za spremembo odpiranja levo-desno,  
odvijajte nosilno kolo in ga obrnite za kot 90 stopinj.

# Seriya 5700-les

VILLES

Stavbni drsni sistemi  
/ Drsni sistemi za prehode

## Verzija brez fiksnega panela



$$X = SP + 9$$

$$LP = LV / 2 + 40$$

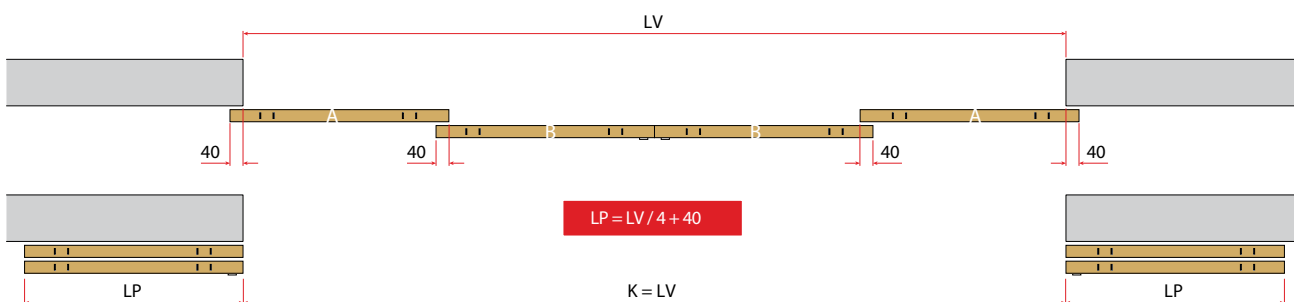
$$LP = LV / 4 + 40$$

### LEGENDA

- LV - Širina odprtine
- LP - Širina vrat
- SP - Debelina vrat
- K - Širina prehoda

### Opozorilo!

Za zunanje ročaje povečajte LP za vrata B za 30 mm in zmanjšajte LP za vrata A za 30 mm z upoštevanjem zmanjšanja K za 60 mm.

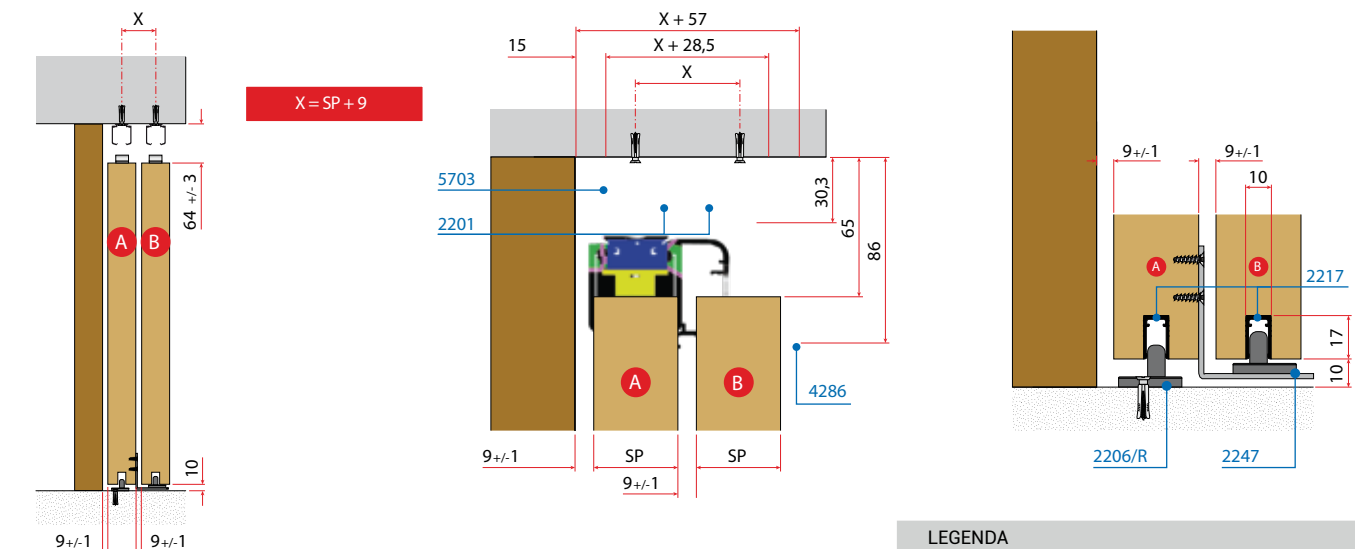


# Seriya 5700-les

VILLES

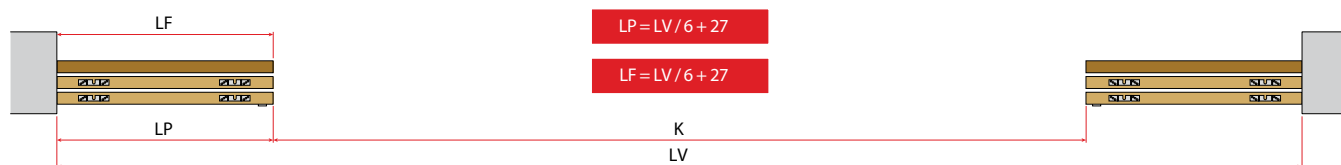
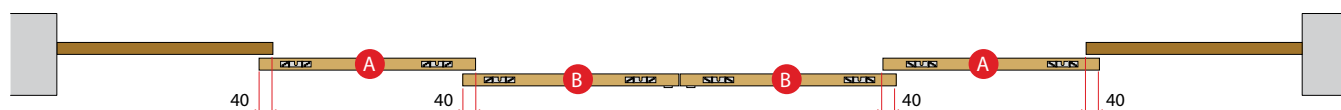
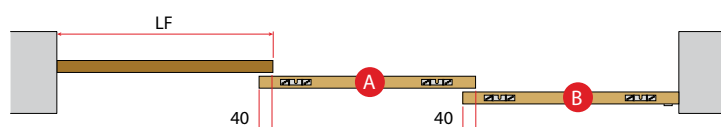
Stavbni drsni sistemi  
/ Drsni sistemi za prehode

## Verzija s fiksnim panelom



### LEGENDA

- LV - Širina odprtine
- LP - Širina vrat
- LF - Širina panela
- SP - Debelina vrat
- K - Širina prehoda



### Opozorilo!

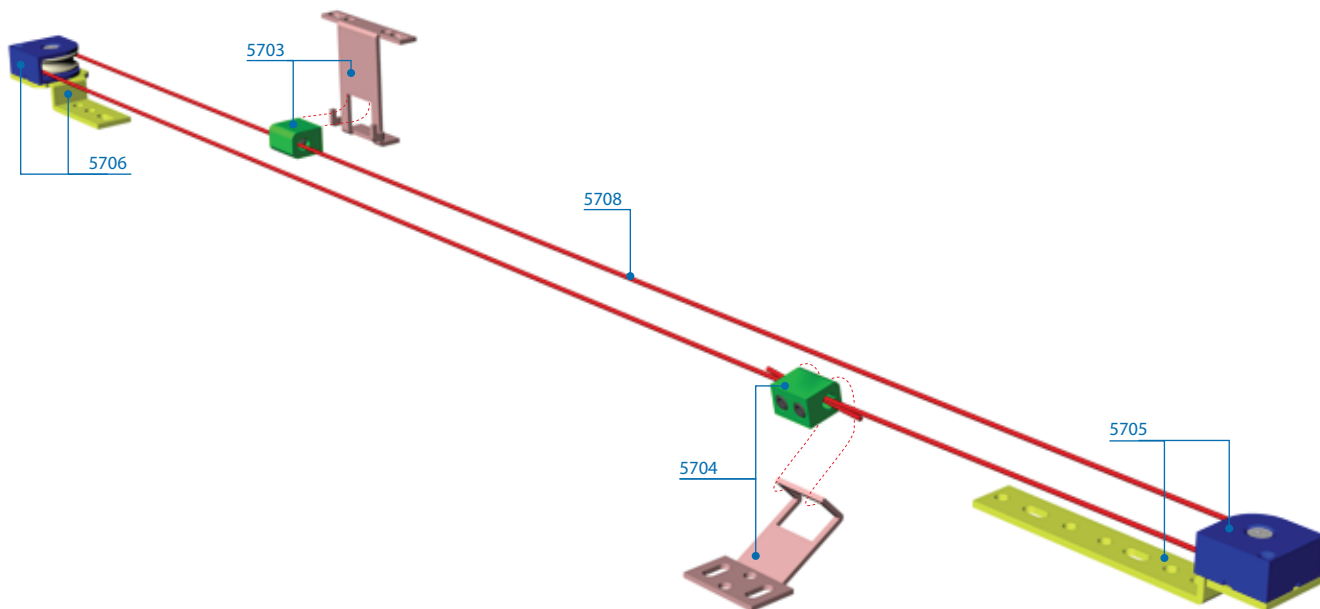
Za zunanje ročaje povečajte LP za vrata B za 20 mm in zmanjšajte LP za vrata A in LP za 20 mm z upoštevanjem zmanjšanja K za 60 mm.

# Seriya 5700-les

VILLES

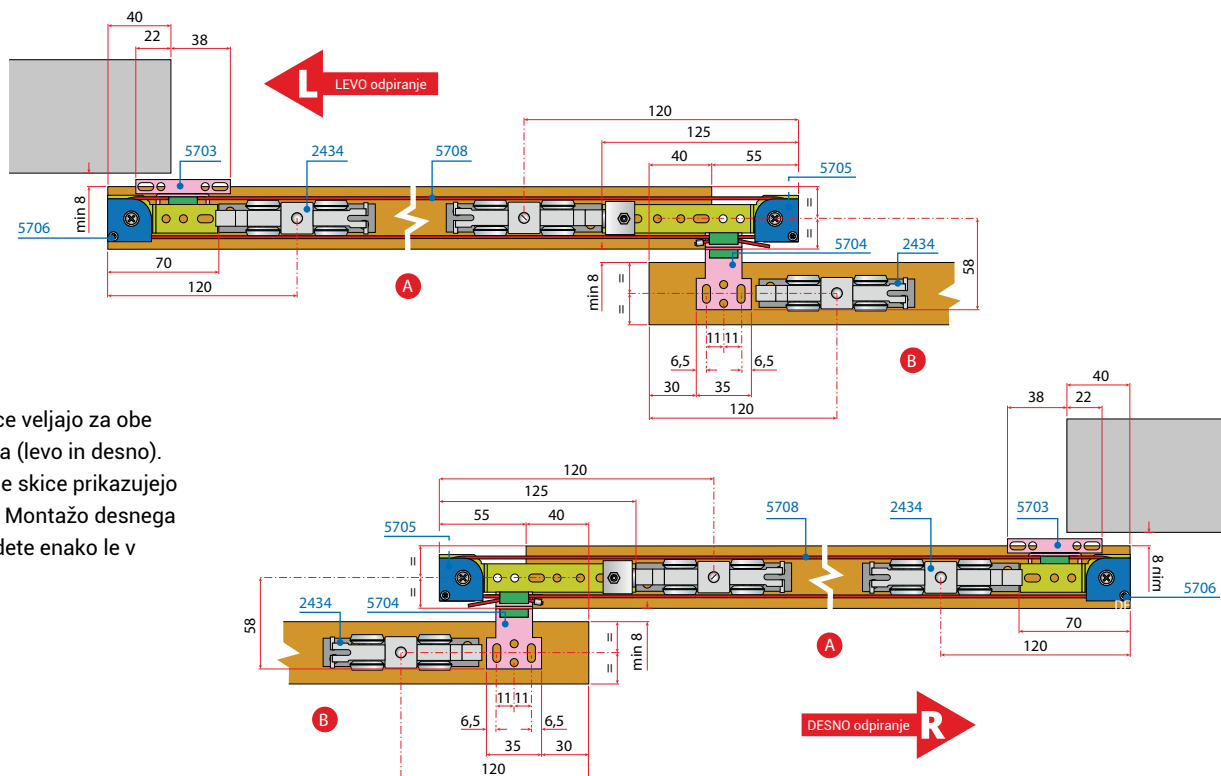
Stavbni drsni sistemi  
/ Drsni sistemi za prehode

## Sestava seta



## Načrt za montažo

### Prikaz enot in okovja



### Opozorilo!

Do točke 2 skice veljajo za obe verziji odpiranja (levo in desno).  
Od točke 3 dalje skice prikazujejo levo odpiranje. Montažo desnega odpiranja izvedete enako le v obratni smeri.

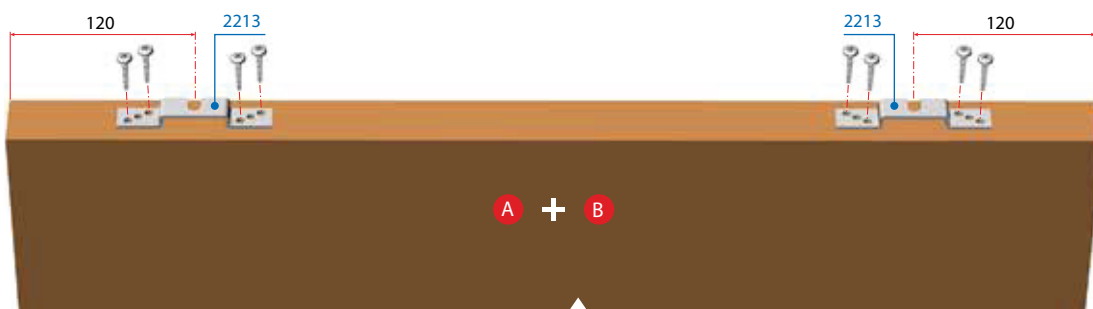
# Seriya 5700-les

VILLES

Stavbni drsni sistemi  
/ Drsni sistemi za prehode

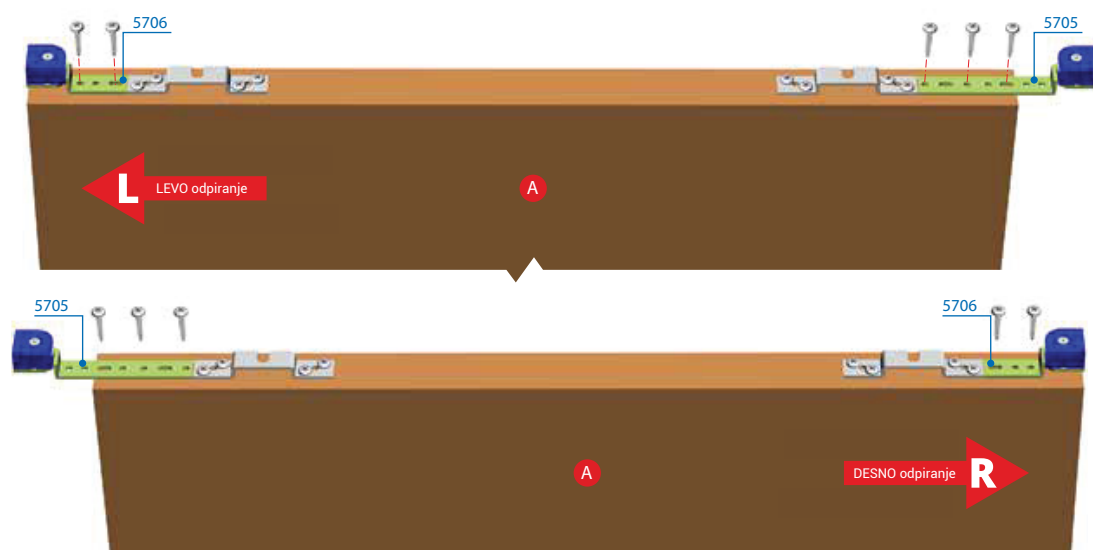
1.

Privijačite nosilce  
art. 2213 na vrata  
A in B.



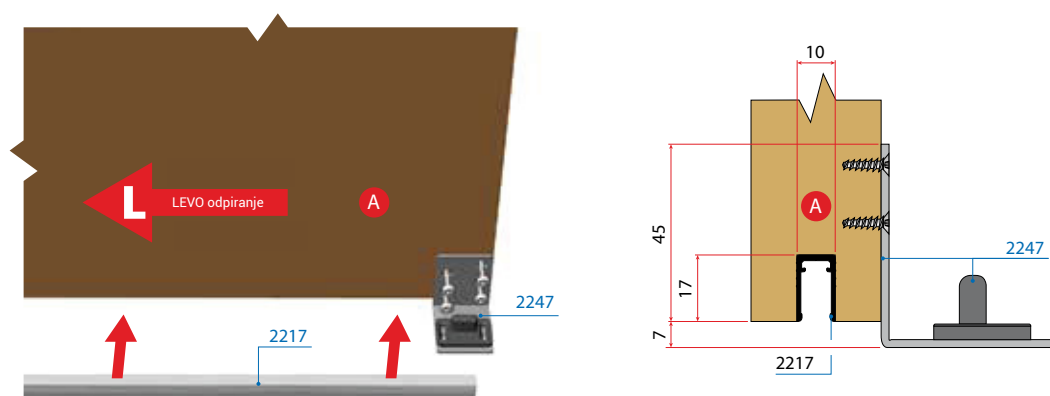
2.

Privijačite nosilec  
s kolesom art. 5705  
in 5706 ter sledite  
navodilom za levo  
ali desno odpiranje.



3.

Privijačite spodnji  
drsni nosilec art. 2247  
na vrata A in vstavite  
vodilo art. 2217 v spodnji  
del vrat A in B.

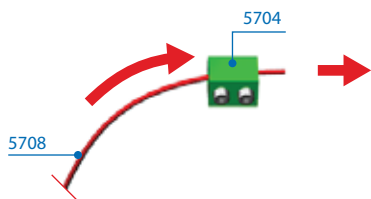


# Seriya 5700-les


VILLES

Stavbni drsni sistemi  
/ Drsni sistemi za prehode

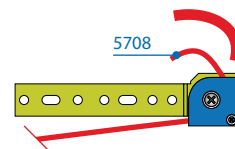
4.



4A. Vstavite jekleno vrv (art. 5708) skozi PVC nosilec (art. 5704).

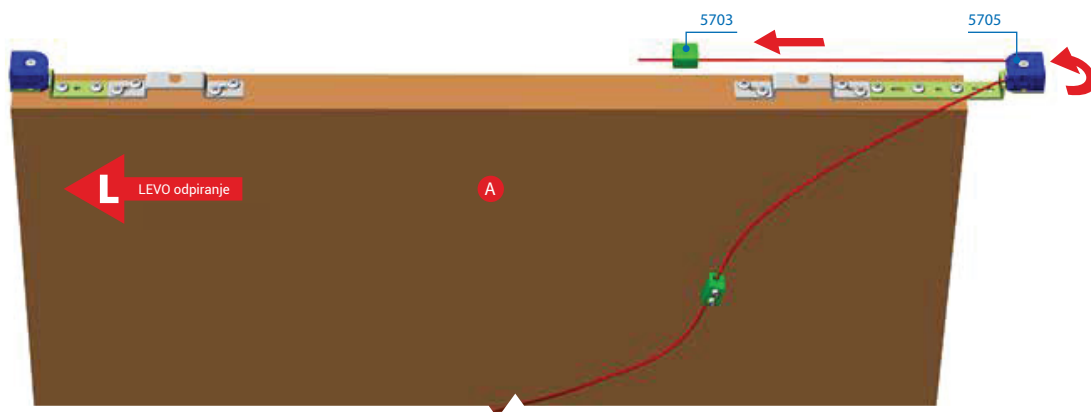


4B. Potegnite jekleno vrv skozi kolo z nosilcem (art. 5708).



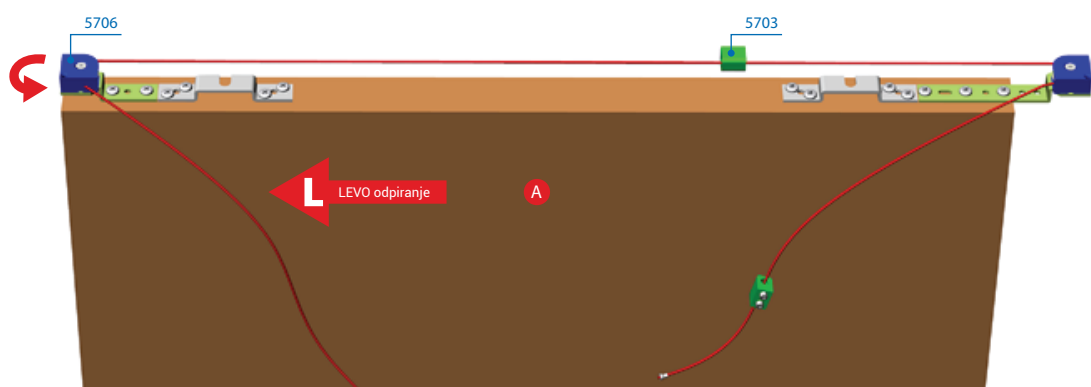
5.

Potegnite vrv skozi kolo (art. 5705) in ponovno skozi drugi PVC nosilec (art. 5703).



6.

Nadaljujte s potegom vrvi tudi skozi drugo kolo z nosilcem (art. 5706).



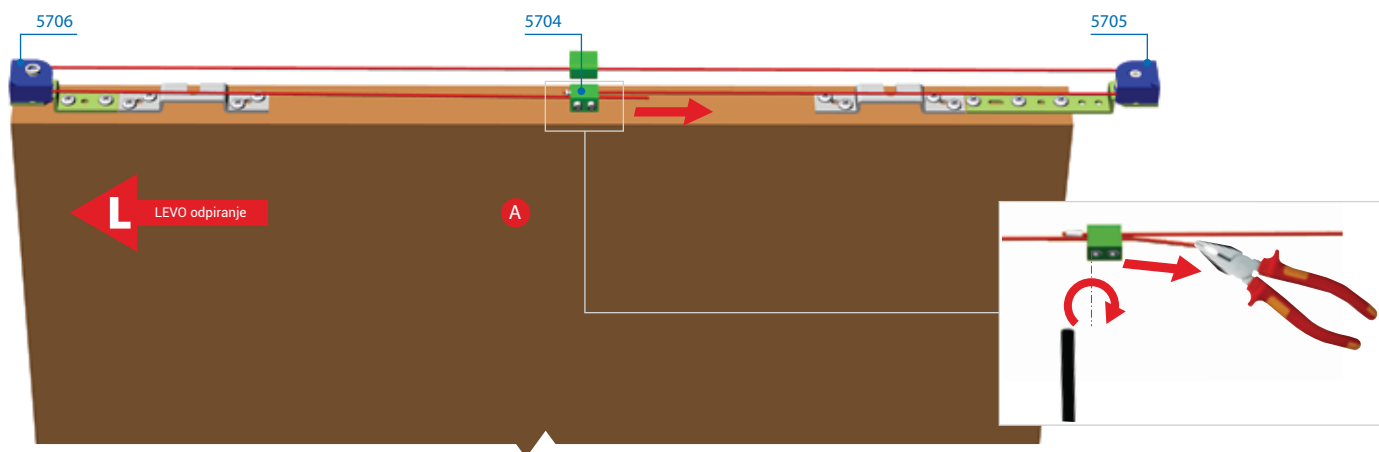
# Seriya 5700-les

VILLES

Stavbni drsni sistemi  
/ Drsni sistemi za prehode

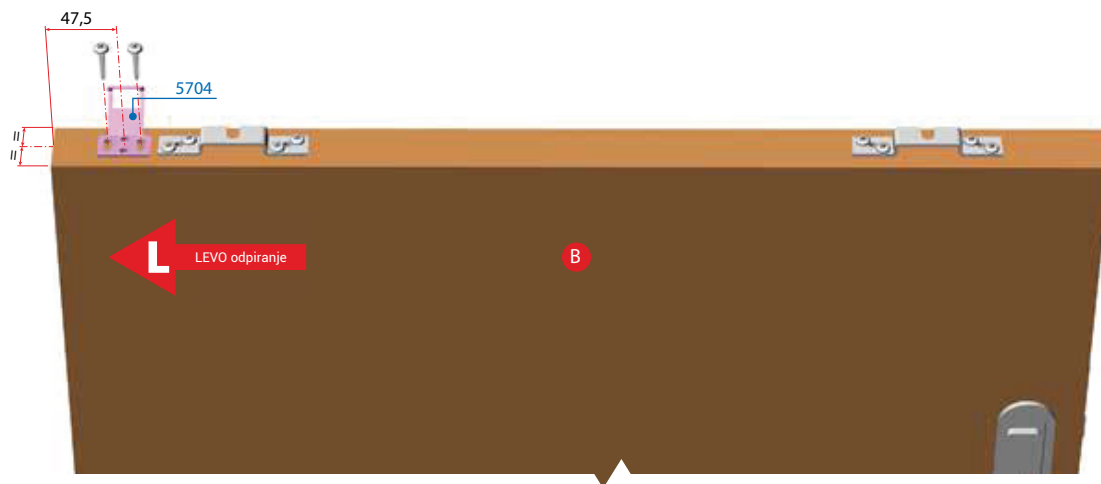
## 7.

Vstavite vrv skozi začetni PVC nosilec (art. 5704) in zategnite. Postavite oba PVC nosilca (art. 5704 in 5703) na sredino vrat in koles (art. 5705 in 5706).




## 8.

Privijajte art. 5704 na vrata B kot prikazuje skica na začetku "prikaz enot in okovja".



## 8.

Vstavite kolesa, zavore in zaključke v vodilo.





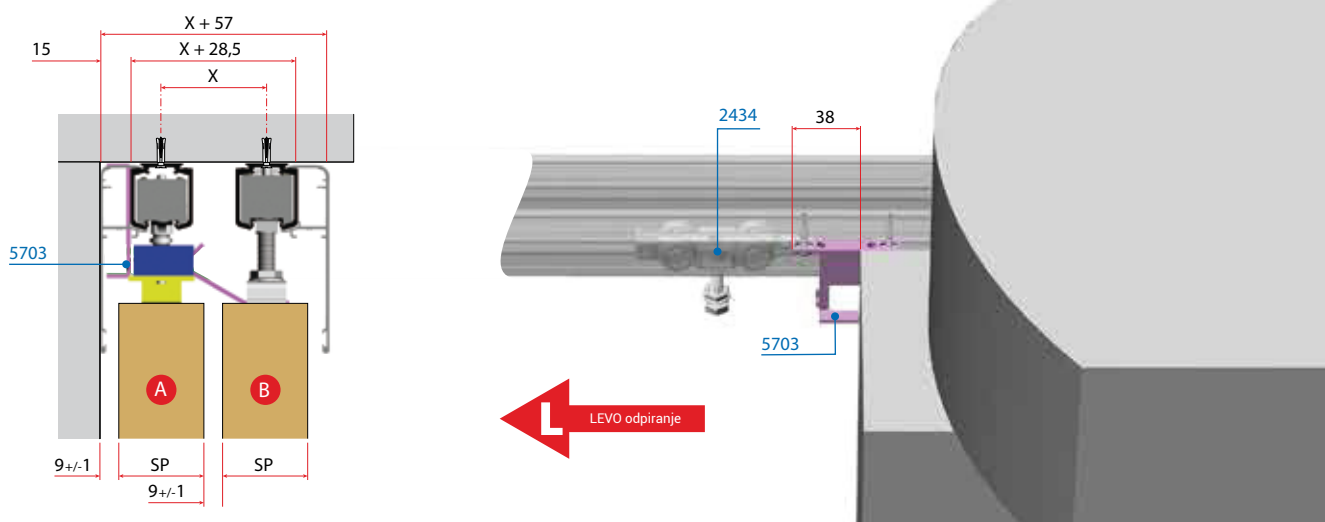
# Seriya 5700-les

VILLES

Stavbni drsni sistemi  
/ Drsni sistemi za prehode

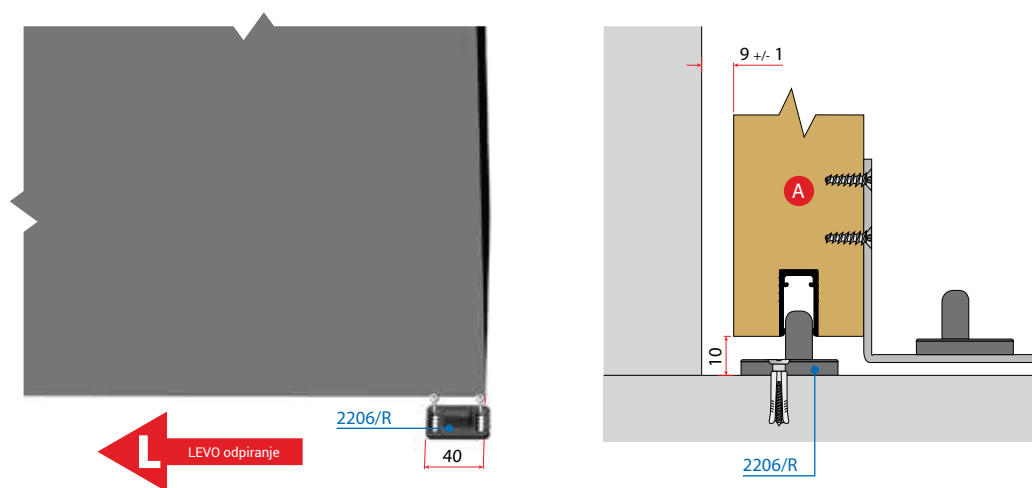
## 10.

Privijačite vodilo (art. 2201), nato fiksirajte art. 5703 na strop. Prikaz montaže vam prikazuje skica na začetku serije "prikaz enot in okovja", vendar upoštevajte minimalen razmak med vrati 9 mm in enako razmak med vrati A in steno 9 mm.



## 11.

Privijačite spodnji drsnik art. 2206/R na tla v ravnini z vodilom v vratih A.



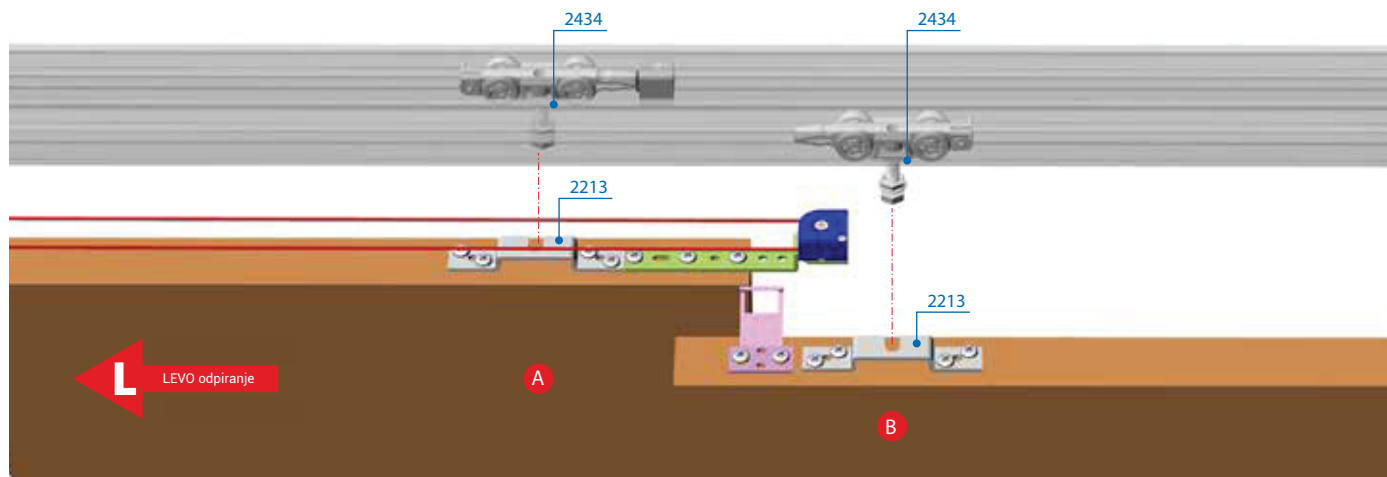
# Seriya 5700-les

VILLES

Stavbni drsni sistemi  
/ Drsni sistemi za prehode

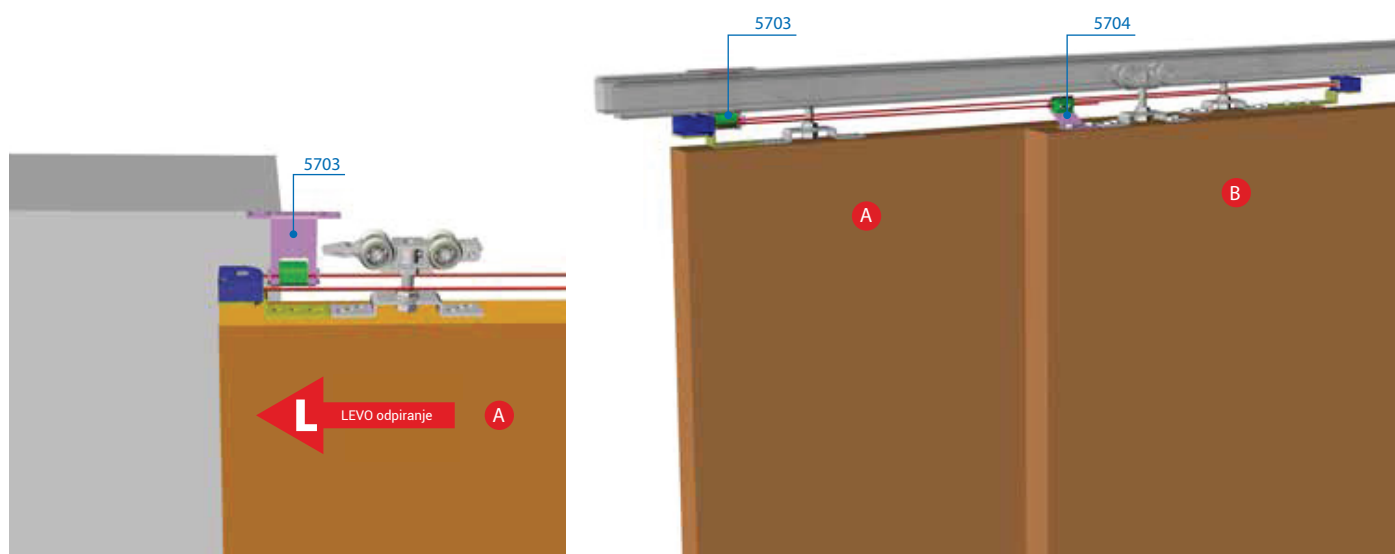
## 12.

Nataknite vrata z nosilci (art. 2213) na kolesa (art. 2434), nato fiksirajte najprej **vrata A** in nato **vrata B**.



## 13.

Vstavite PVC nosilce na pripadajoče zaklepe art. 5703 in 5704 s potegom vrvi do določene mere.



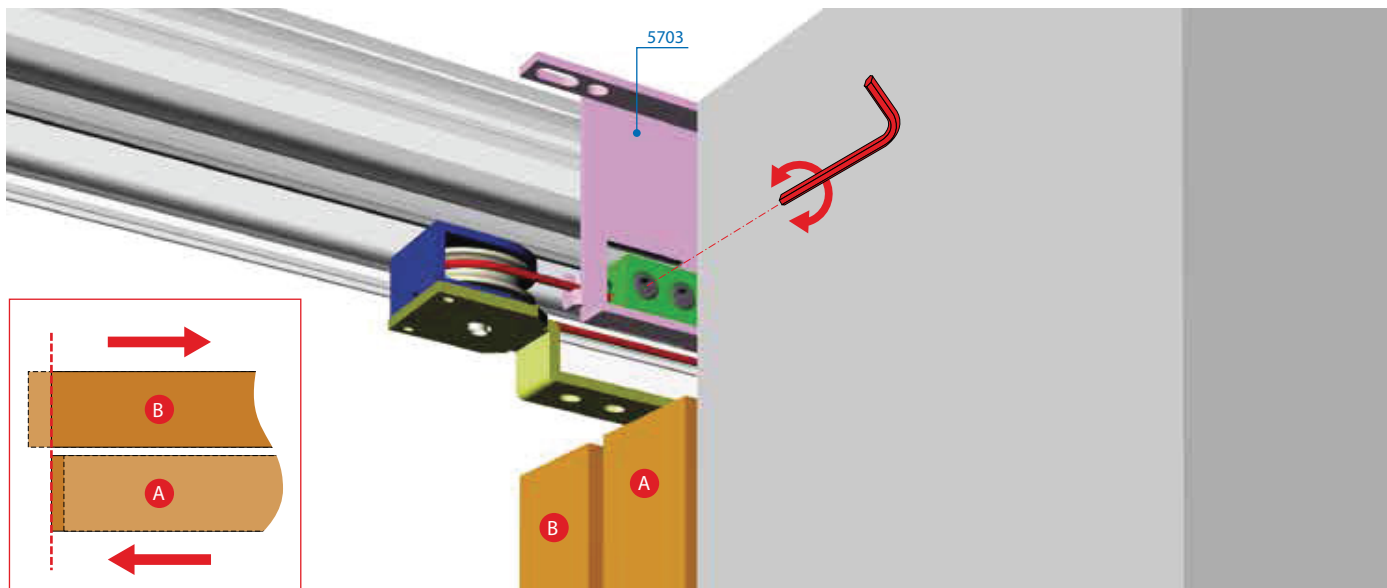
# Seriya 5700-les

VILLES

Stavbni drsni sistemi  
/ Drsni sistemi za prehode

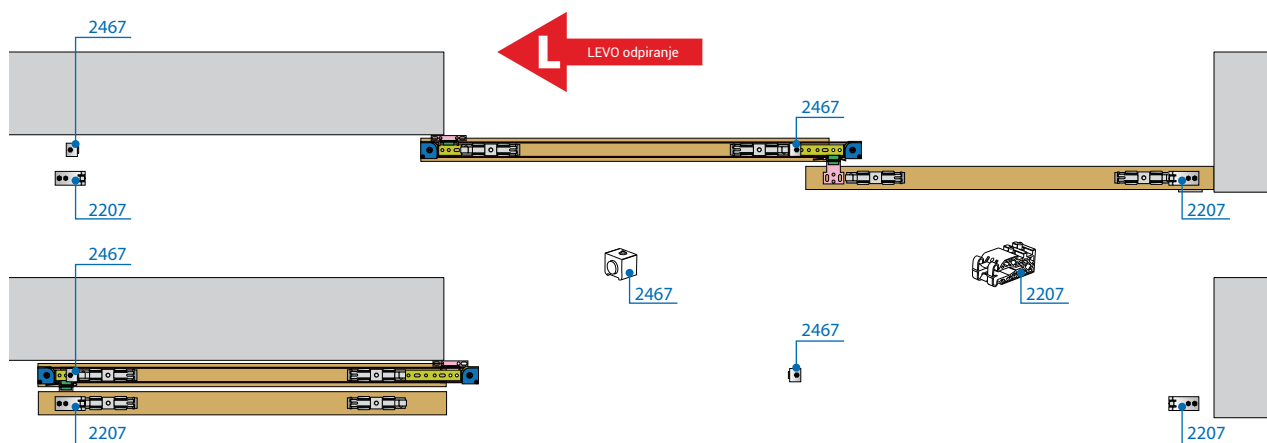
## 14.

Končna nastavitev vrat A in B. Po potrebi odvijajte vijak na PVC nosilcu (art. 5703) in po nastavitvi vrat ponovno zategnite vijak.



## 15.

Regulacija in fiksiranje zavor (art. 2467 in 2207).



# Seriya 5700-les

VILLES

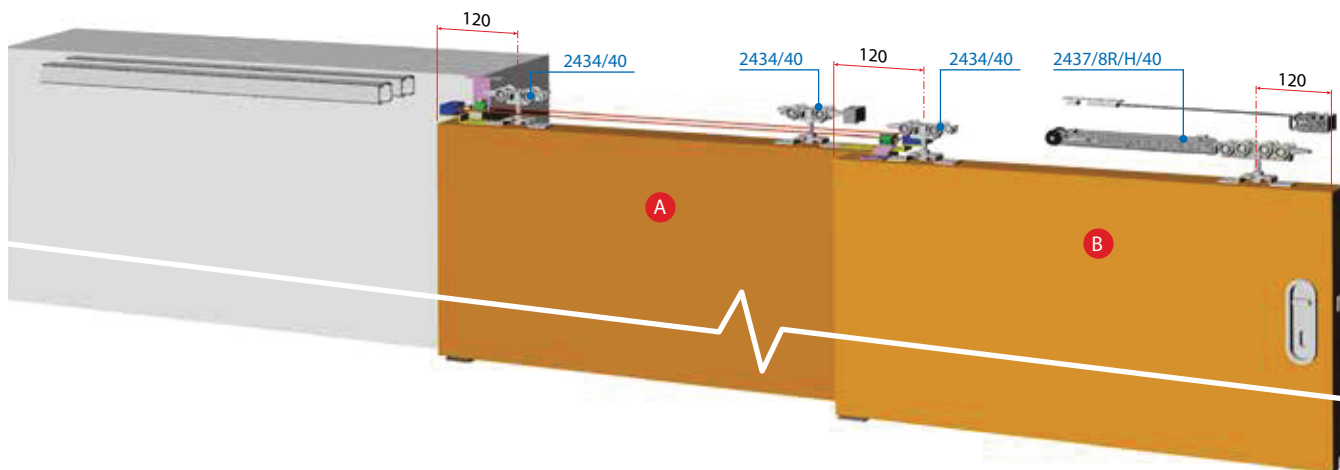
Stavbni drsni sistemi  
/ Drsni sistemi za prehode

## Variante in opcije

Verzija s Soft-Close zapiranjem

Set

5777



## Seti in profili


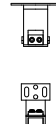
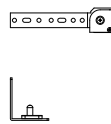
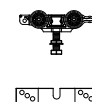
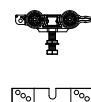
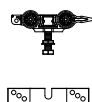
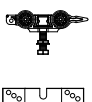


Art. 2201



Art. 4286


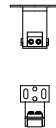
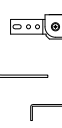
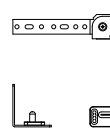
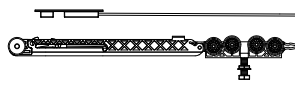
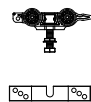
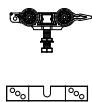
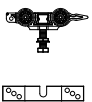
5770



Art. 2207 x2 | 2467 x2 | 2434/40 x4 | 2213 x4 | 5705 x1 | 2247 x1 | 2206/R x1 | 5706 x1 | 2090 x1 | 5703 x1 | 5704 x1 | 5708 x1



5777




Art. 2207/8R x2 | 2467 x2 | 2434/40 x3 | 2213 x4 | 2437/8R/H/40 x1 | 5705 x1 | 2247 x1 | 2206/R x1 | 5706 x1 | 2090 x1 | 3308 x1 | 5703 x1 | 5704 x1 | 5708 x1



# Seriya 5700-steklo

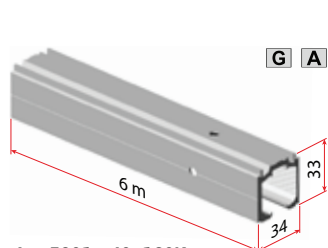
VILLES

Stavbni drsni sistemi  
/ Drsni sistemi za prehode

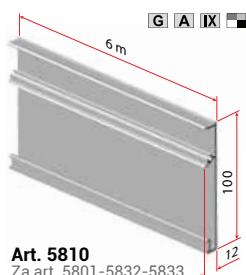


## Pomembno


Sinhroniziran teleskopski sistem za dvojna drsna vrata + možnost fiksnega panela




Art. 5801 40÷160Kg



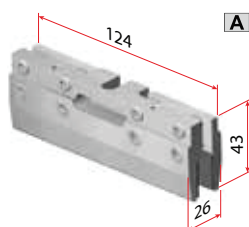
Art. 5810  
Za art. 5801-5832-5833




Art. 2437/8R/H/40 150Kg




Art. 2434/40 130Kg



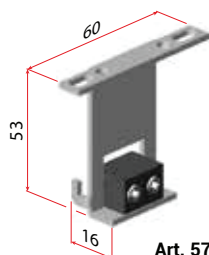
Art. 5811 130Kg



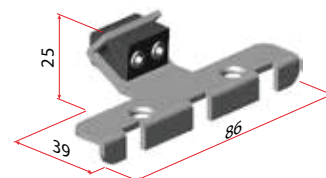
Art. 5745



Art. 5746




Art. 5703




Art. 5744



Art. 5708  
Za dvojna vrata do dolžine 2m



Art. 2207/F



Art. 2207/8R



Art. 2467

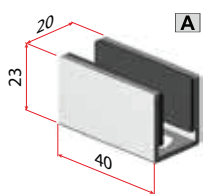


Art. 2090

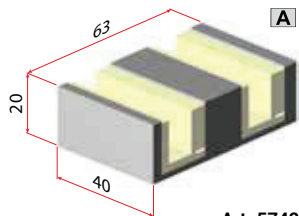
# Seriya 5700-steklo

VILLES

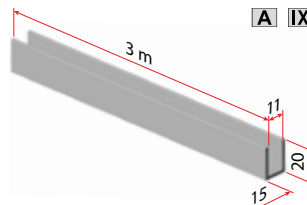
Stavbni drsni sistemi  
/ Drsni sistemi za prehode



Art. 5741



Art. 5742



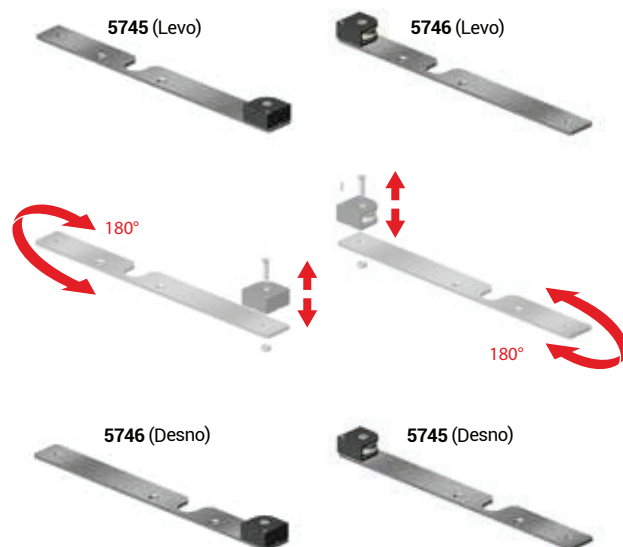
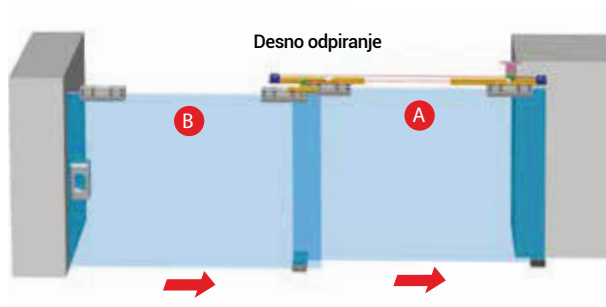
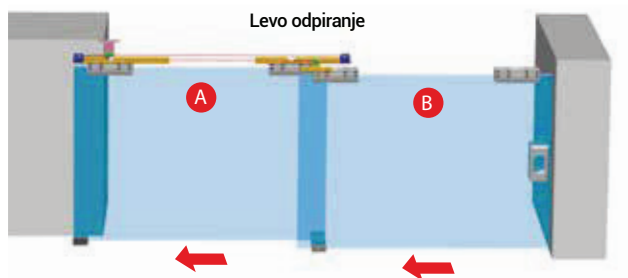
Art. 5824



Art. 3308

## Tehnične informacije

### Konfiguracija za levo in desno odpiranje



### Pomembno!

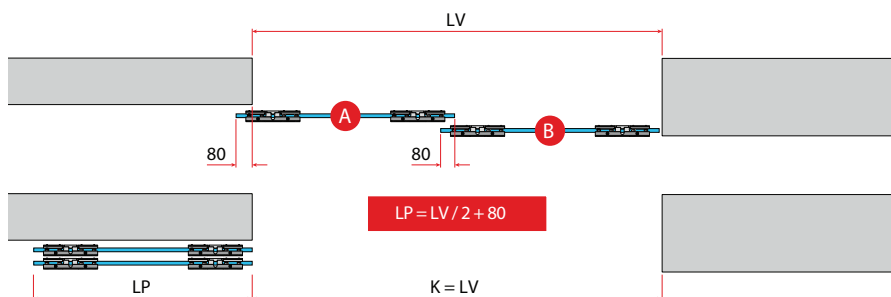
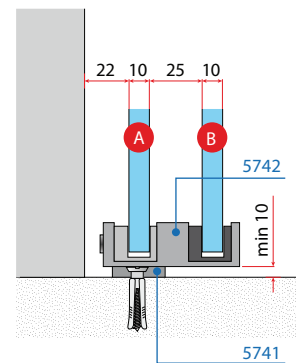
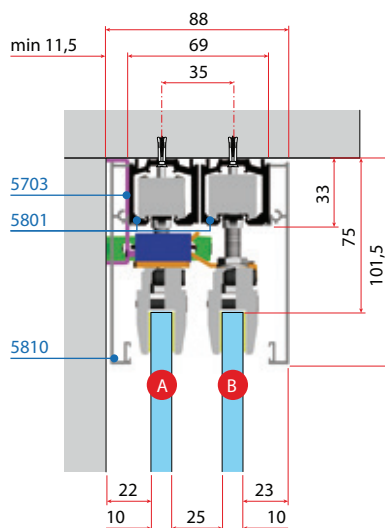
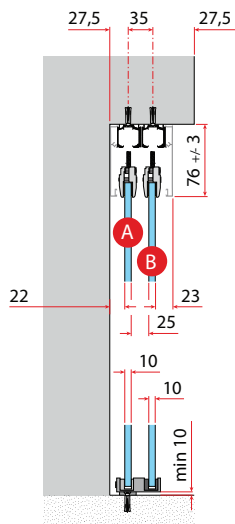
Za spremembo odpirnaja levo in desno, odvijajte kolo z nosilca, obrnite nosilec za 180 stopinj in nato privijajte kolo na nosilec.

# Seriya 5700-steklo

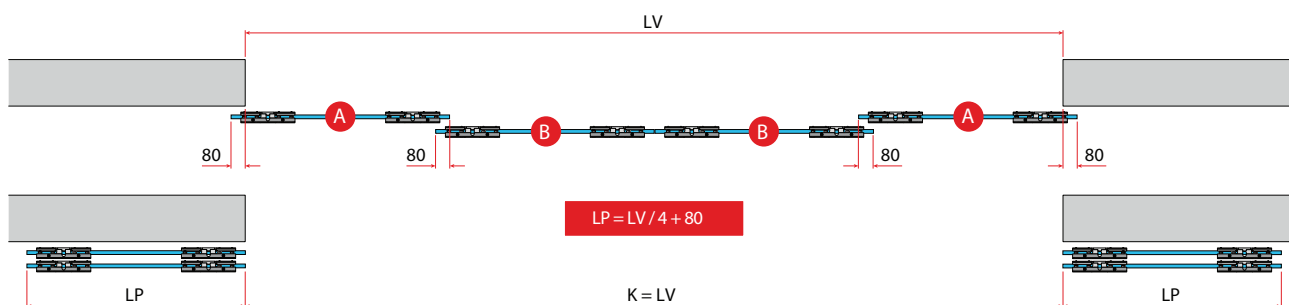
VILLES

Stavbni drsni sistemi  
/ Drsni sistemi za prehode

## Verzija brez fiksnega panela



LEGENDA	
LV	Širina odprtine
LP	Širina vrat
SP	Debelina vrat
K	Širina prehoda



### Opozorilo!

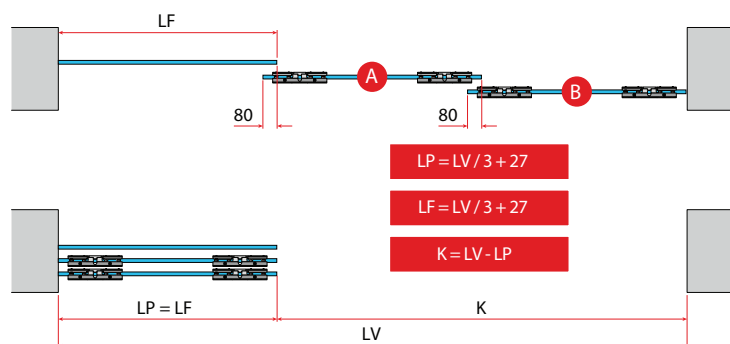
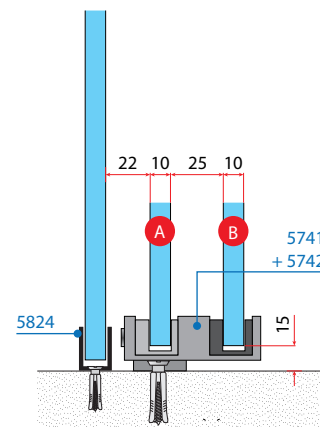
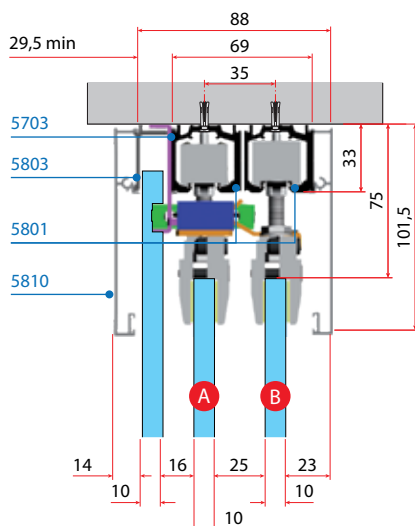
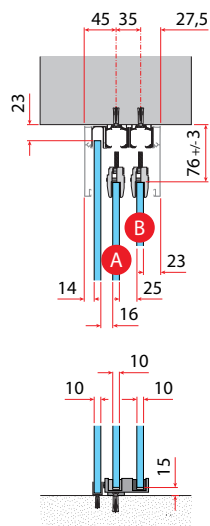
Za zunanje ročaje povečajte LP za vrata B za 30 mm in zmanjšajte LP za vrata A za 30 mm, z upoštevanjem zmanjšanja K za 60 mm.

# Seriya 5700-steklo

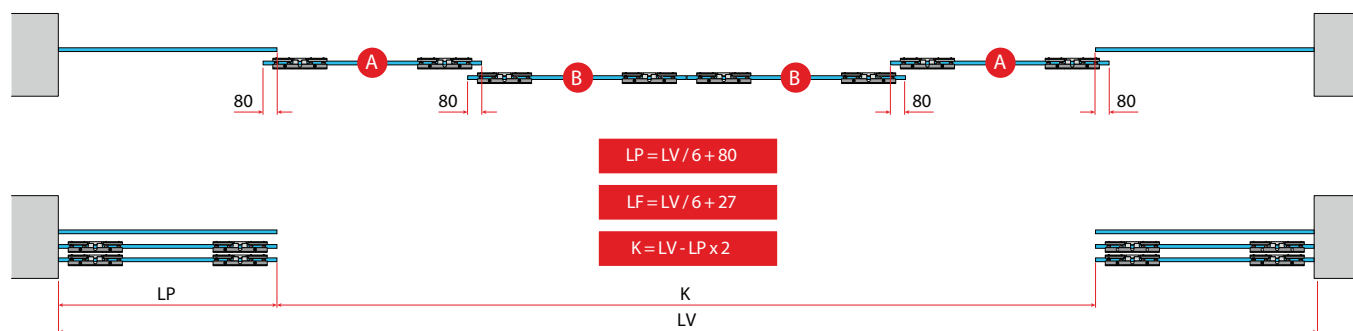
VILLES

Stavbni drsni sistemi  
/ Drsni sistemi za prehode

## Verzija s fiksnim steklenim panelom



**Opozorilo!** Za zunanje ročajje povečajte LP za vrata B za 20 mm in zmanjšajte LP za vrata A in LF za 20 mm, z upoštevanjem zmanjšanja K za 60 mm.



### LEGENDA

- LV - Širina odprtine
- LP - Širina vrat
- LF - Širina panela
- SP - Debelina vrat
- K - Širina prehoda

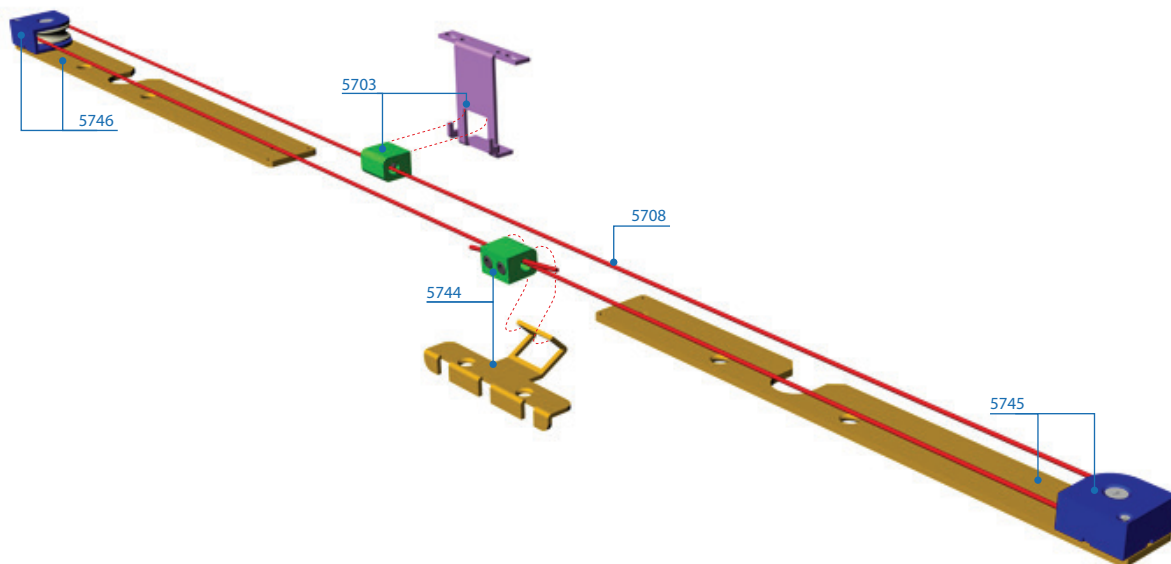


# Seriya 5700-steklo

VILLES

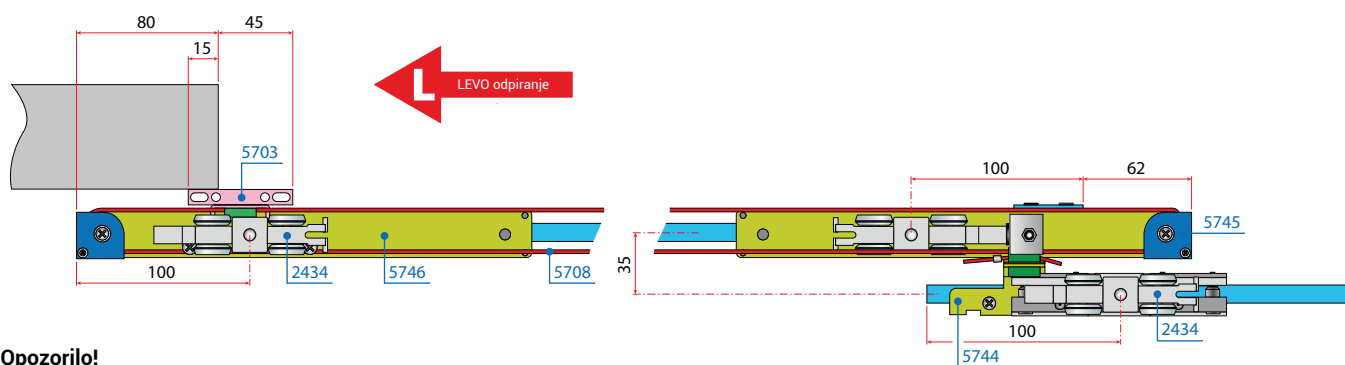
Stavbni drsni sistemi  
/ Drsni sistemi za prehode

## Sestava seta



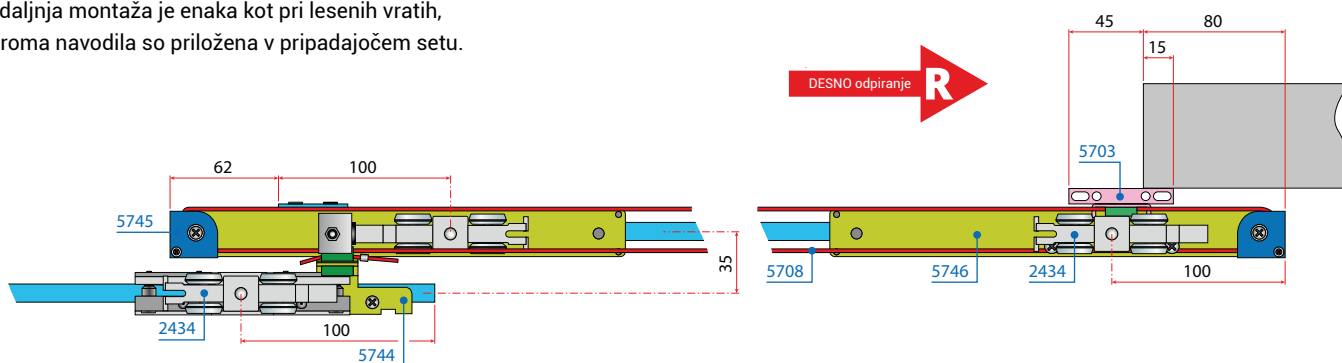
## Načrt za montažo

### Prikaz enot in okovja



### Opozorilo!

Nadaljnja montaža je enaka kot pri lesenih vratih, oziroma navodila so priložena v pripadajočem setu.



# Seriya 5700-steklo

VILLES

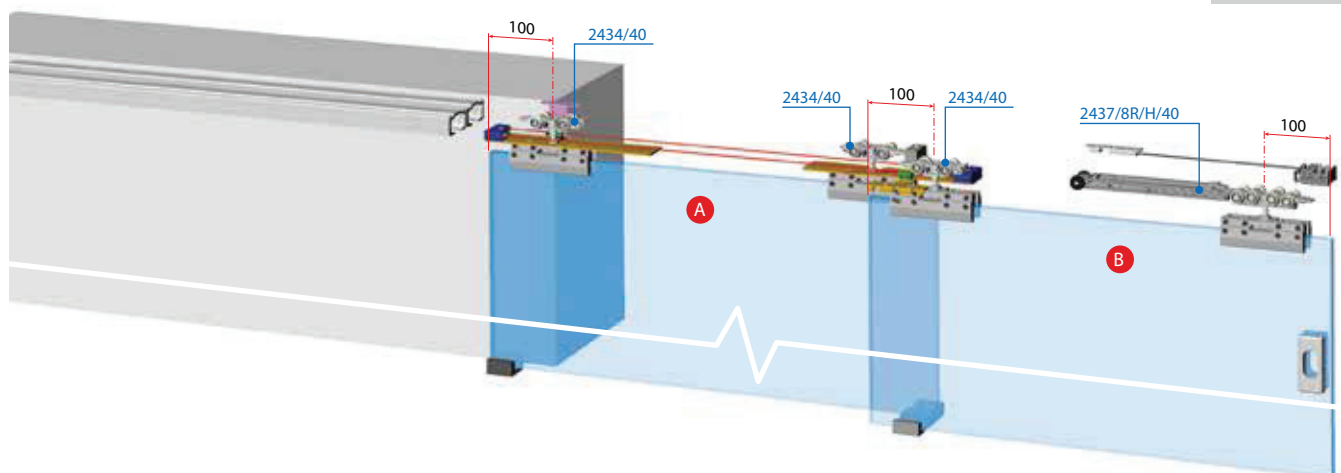
Stavbni drsni sistemi  
/ Drsni sistemi za prehode

## Variante in opcije


### Verzija s Soft-Close zapiranjem

Set

5787



## Seti in profili



**5780**

Art. 2207 x2 | 2467 x2 | 2434/40 x4 | 5811 x4 | 2090 x1 | 5742 x1 | 5741 x1 | 5745 x1 | 5746 x1 | 5703 x1 | 5744 x1 | 5708 x1

**5787**

Art. 2207/8R x2 | 2467 x2 | 2434/40 x3 | 5811 x4 | 2437/8R/H/40 x1 | 5742 x1 | 5741 x1 | 5745 x1 | 5746 x1 | 2090 x1 | 3308 x1 | 5703 x1 | 5744 x1 | 5708 x1