

Seriya 5100

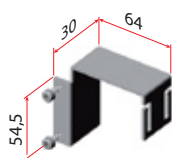
VILLES

Pohištenveni drsni sistemi
/ Drsni sistemi za omare

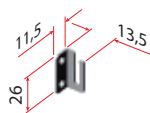


Pomembno

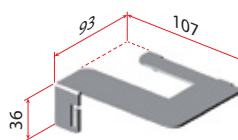
Patentiran avtomat za avtomatsko zapiranje pohištenvenih in stavbnih vrat.



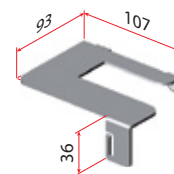
Art. 5103
Za art. 2005/SX - 2005/DX



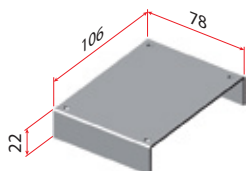
Art. 5105



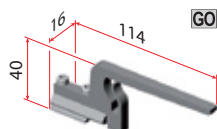
Art. 5106/SX
Za art. 2003/SX



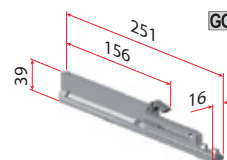
Art. 5106/DX
Za art. 2003/SX



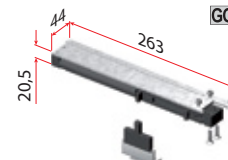
Art. 5109
Za art. 5001



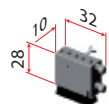
Art. 5307



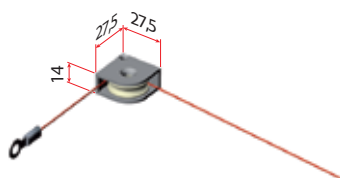
Art. 5357



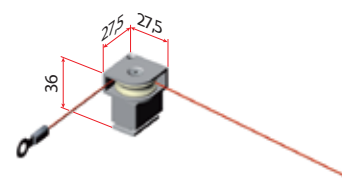
Art. 5373
Za art. 5303 - 5305



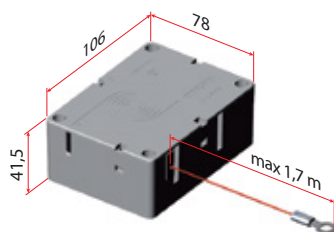
Art. 5333
Za art. 5303-5305



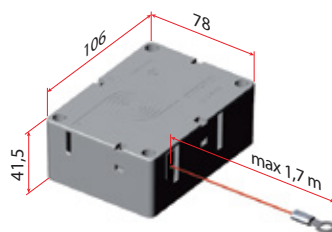
Art. 5115



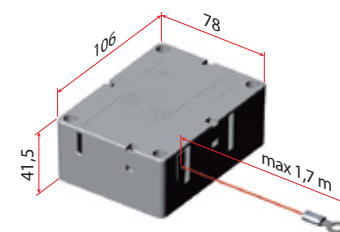
Art. 5153
Za art. 5301



Art. 5101/40



Art. 5101/60



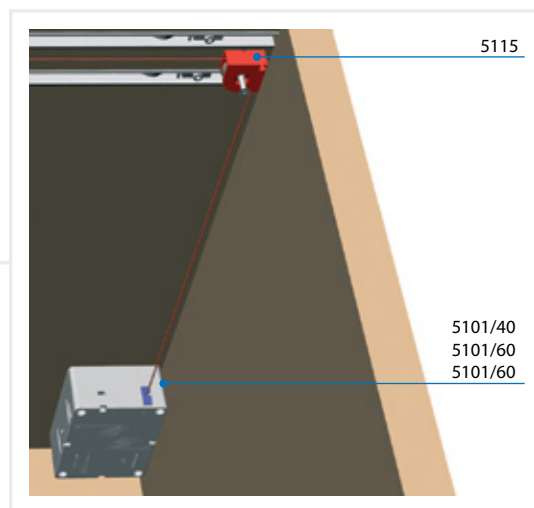
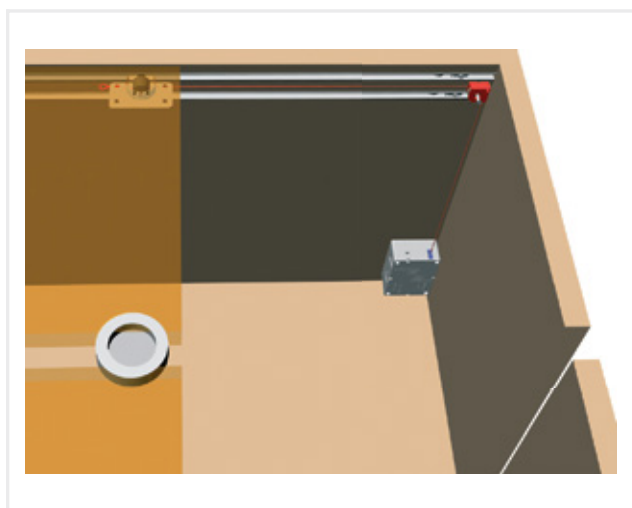
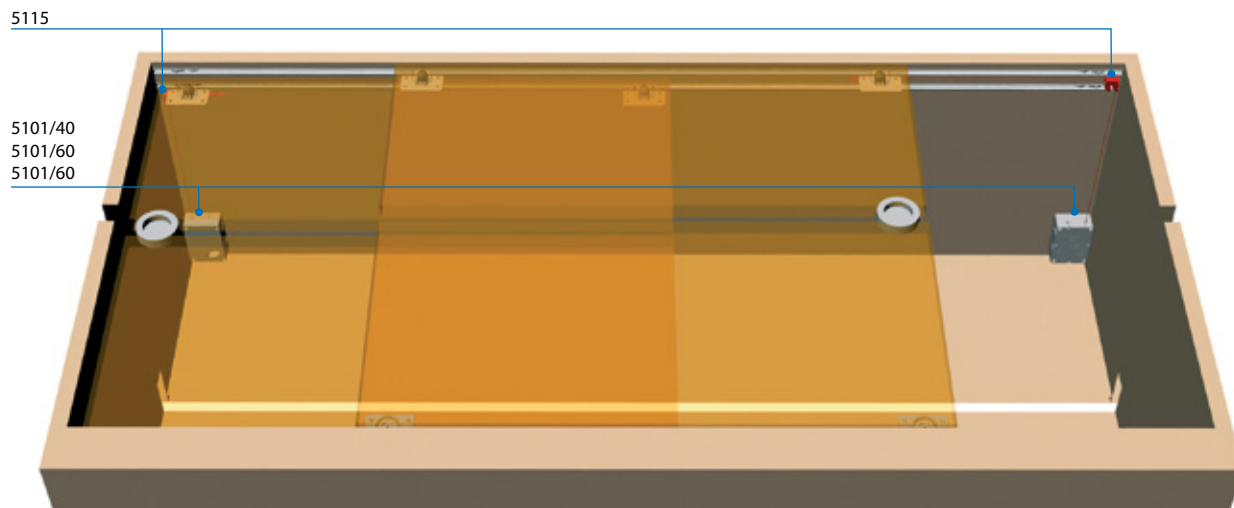
Art. 5101/80

Seriya 5100


VILLES

Pohištenveni drsni sistemi
/ Drsni sistemi za omare

Sestavni deli za montažo serije 5100



Izhodna pozicija jeklene vrvi



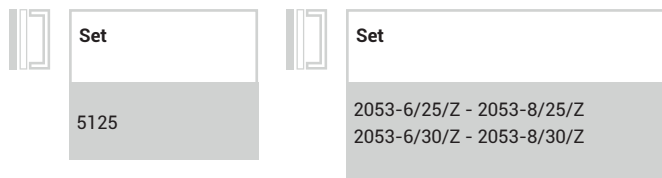
Seriya 5100

VILLES

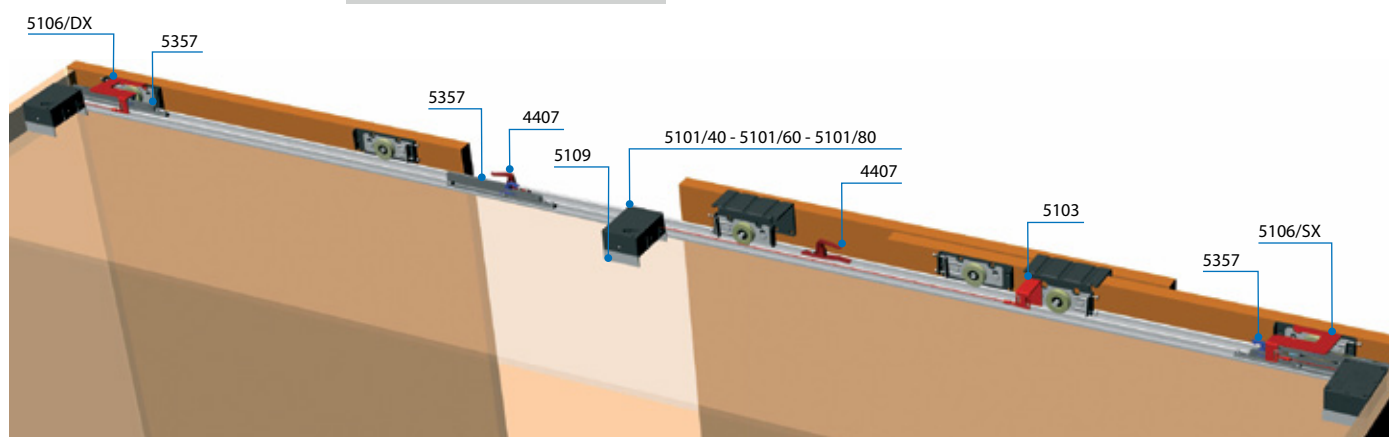
Pohištenveni drsni sistemi
/ Drsni sistemi za omare

Sestavni deli za serijo 5100 v kombinaciji s serijo 2300

Kombinacije zunanjih vrat



Kombinacije notranjih vrat

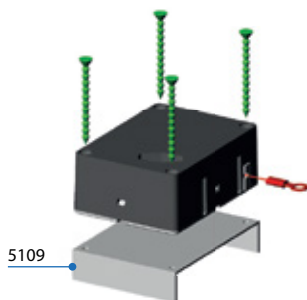


Navodila za montažo

Namestitev na notranja vrata

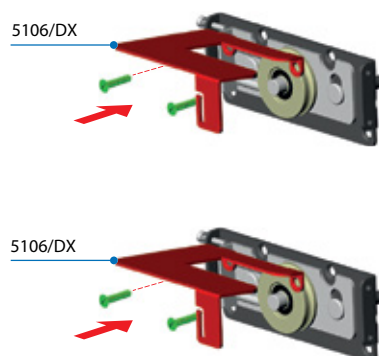
A

Pripravite vrav na začetno pozicijo. Uporabite 4 vijake fi. 4 x 80 mm za privijačenje mehanizma.



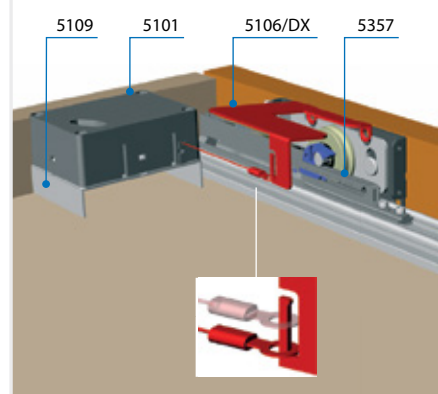
B

Namestite art. 5106/SX in 5106/DX.



C

Povežite vrav z art. 5106/DX.

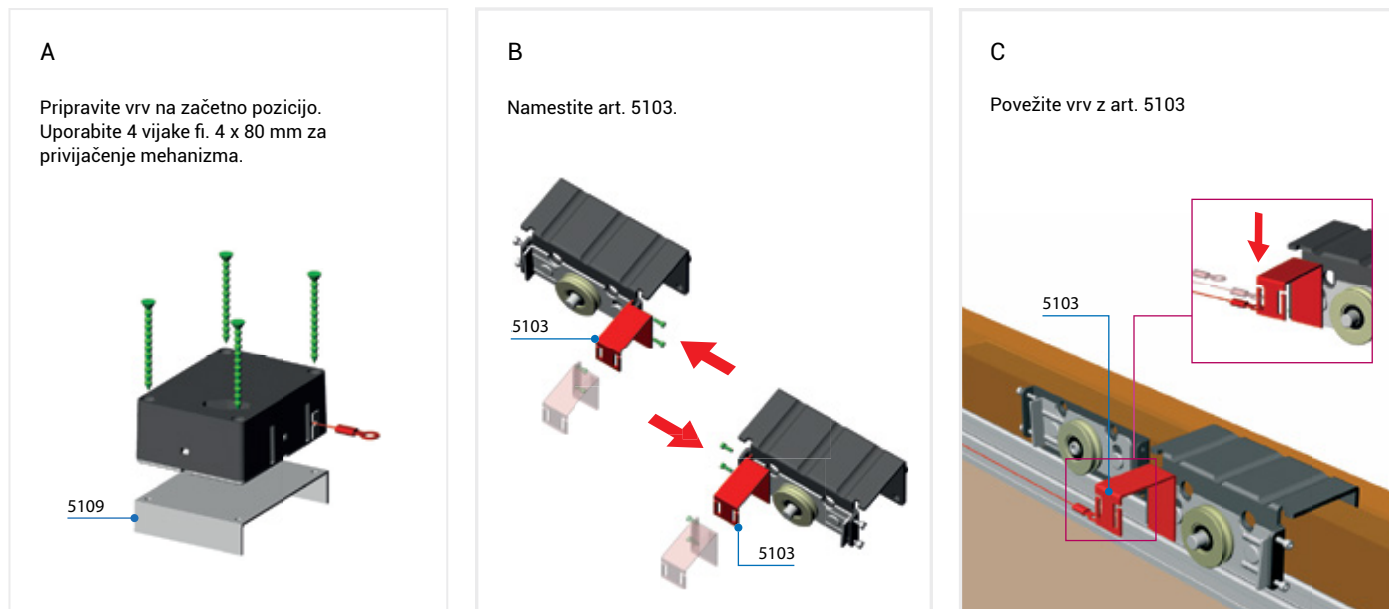


Seriya 5100

VILLES

Pohištenveni drsni sistemi
/ Drsni sistemi za omare

Namestitev na zunanja vrata



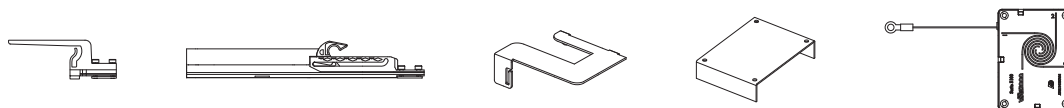
Priprava vrat

Za izvrstine in pripravo vrat na montažo pogledajte načrt za Soft-close sistem pri seriji 2300 v našem katalogu.

Seti in profili



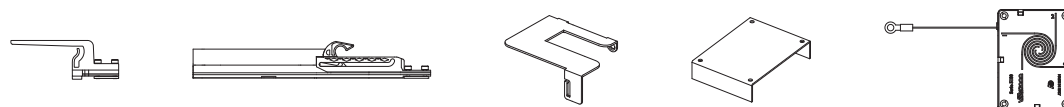
5123/SX



Art. 5307 x1 | 5357 x1 | 5106/SX x1 | 5109 x1 | 5101/60 x1



5123/DX



Art. 5307 x1 | 5357 x1 | 5106/DX x1 | 5109 x1 | 5101/60 x1



